

## Quick Facts

### CPIA Score

**3.6**

Above IDA Avg.

### Change from previous year

—

No change

### Highest performing cluster

**3.8**

(Economic Management)

### Lowest performing clusters

**3.5**

(Structural Policies and Public Sector Management and Institutions)

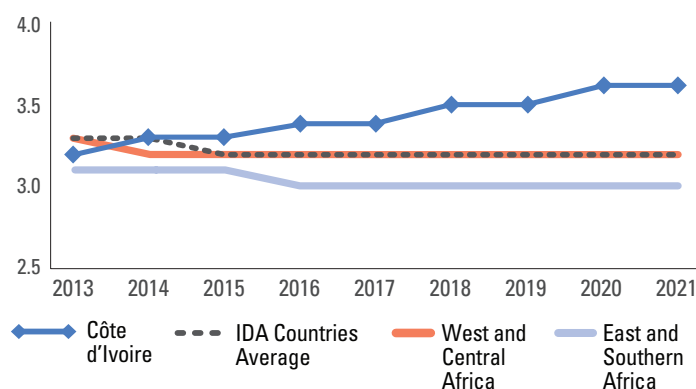
Population (millions)	27.1
GDP (current US\$, billions)	69.8
GDP per capita (current US\$)	2,578.8
Poverty below US\$1.90 a day (% of population)	29.8
Human Capital Index (2020)	0.38

## Country Policy and Institutional Assessment 2021

Indicator	Côte d'Ivoire	West and Central Africa	East and Southern Africa	IDA Borrowers Average
<b>Economic Management</b>	<b>3.8</b>	<b>3.4</b>	<b>2.9</b>	<b>3.2</b>
Monetary and Exchange Rate Policy	4.0	3.7	3.1	3.4
Fiscal Policy	3.5	3.3	2.8	3.1
Debt Policy and Management	4.0	3.3	2.8	3.1
<b>Structural Policies</b>	<b>3.5</b>	<b>3.2</b>	<b>3.1</b>	<b>3.2</b>
Trade	4.0	3.9	3.5	3.7
Financial Sector	3.0	2.7	2.7	2.8
Business Regulatory Environment	3.5	3.1	3.0	3.0
<b>Policies for Social Inclusion and Equity</b>	<b>3.6</b>	<b>3.3</b>	<b>3.2</b>	<b>3.3</b>
Gender Equality	3.5	3.2	3.2	3.3
Equity of Public Resource Use	4.0	3.5	3.3	3.4
Building Human Resources	4.0	3.6	3.5	3.6
Social Protection and Labor	3.0	3.1	2.9	3.0
Policies and Institutions for Environmental Sustainability	3.5	3.3	3.1	3.2
<b>Public Sector Management and Institutions</b>	<b>3.5</b>	<b>3.1</b>	<b>2.7</b>	<b>3.0</b>
Property Rights and Rule-Based Governance	3.5	3.0	2.6	2.9
Quality of Budgetary and Financial Management	4.0	3.2	2.7	3.0
Efficiency of Revenue Mobilization	3.5	3.4	3.2	3.3
Quality of Public Administration	3.0	2.9	2.7	2.8
Transparency, Accountability, and Corruption in the Public Sector	3.5	2.9	2.5	2.9
<b>Overall CPIA Score</b>	<b>3.6</b>	<b>3.2</b>	<b>3.0</b>	<b>3.2</b>

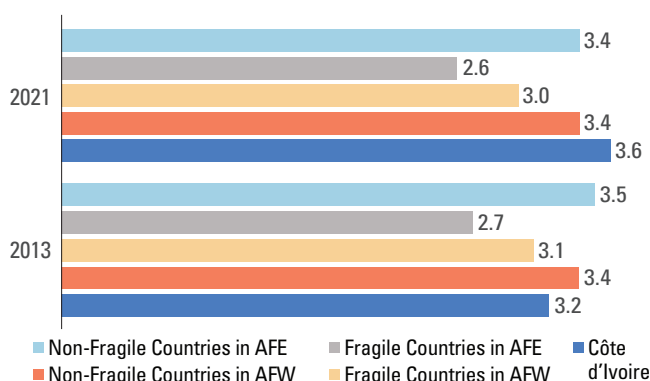
## Trend

## OVERALL CPIA SCORES



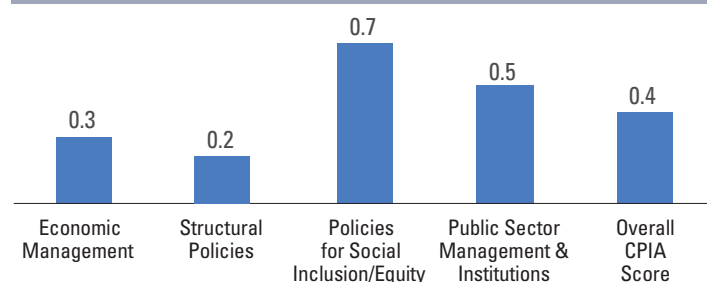
## Comparison

## COMPARING OVERALL CPIA SCORES



## Progress

## CHANGE IN CPIA SCORES FROM 2013 TO 2021



### Definitions:

- CPIA: Country Policy and Institutional Assessment
- IDA: International Development Association, the arm of the World Bank Group that provides credits to the poorest countries
- SSA: Sub-Saharan Africa
- Poverty is based on PovcalNet poverty data as of June 2022
- The cutoff date for the World Development Indicators database is July 2022
- The Human Capital Index 2020 is from the Human Capital Project, World Bank, 2020

### Average scores for comparisons refer to country groupings as follows:

- IDA Borrowing Countries: 72 countries eligible for IDA credits and with CPIA scores in 2021
- SSA IDA Countries: 39 SSA IDA countries that had CPIA scores in 2021
- Fragile Countries in SSA: 19 countries with CPIA scores included in the World Bank's Fragile and Conflict-affected Situations List for fiscal year 2022
- Non-Fragile Countries in SSA: 20 IDA-eligible countries (excluding fragile and conflict affected countries)
- Fragile Countries in West and Central Africa (AFW): 9 countries with CPIA scores included in the World Bank's Fragile and Conflict-affected Situations List for fiscal year 2022
- Fragile countries in East and Southern Africa (AFE): 10 countries included in the World Bank's Fragile and Conflict-affected Situations List for fiscal year 2022