

Quick Facts

CPIA Score

3.6

Above IDA Avg.

Change from previous year

▲ **0.1**

Increase

Highest performing cluster

3.8

(Economic Management)

Lowest performing cluster

3.5

(Structural Policies, Policies for Social Inclusion and Equity, and Public Sector Management and Institutions)

Population (millions)	26.4
GDP (current US\$, billions)	60.3
GDP per capita (current US\$)	2,284.1
Poverty below US\$1.90 a day (% of population)	29.8
Human Capital Index (2020)	0.38

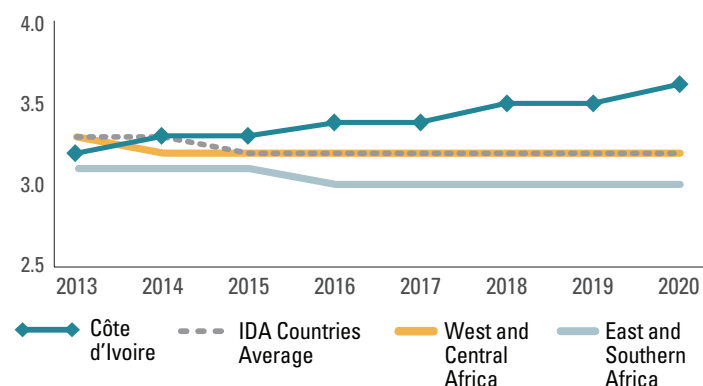
(2020)

Country Policy and Institutional Assessment 2020

Indicator	Côte d'Ivoire	West and Central Africa	East and Southern Africa	IDA Borrowers Average
Economic Management	3.8	3.4	2.9	3.2
Monetary and Exchange Rate Policy	4.0	3.6	3.1	3.4
Fiscal Policy	3.5	3.3	2.8	3.1
Debt Policy	4.0	3.3	2.9	3.2
Structural Policies	3.5	3.2	3.0	3.2
Trade	4.0	3.9	3.4	3.7
Financial Sector	3.0	2.7	2.7	2.8
Business Regulatory Environment	3.5	3.1	2.9	2.9
Policies for Social Inclusion and Equity	3.5	3.3	3.2	3.3
Gender Equality	3.0	3.2	3.2	3.3
Equity of Public Resource Use	3.5	3.4	3.3	3.4
Building Human Resources	4.0	3.6	3.5	3.6
Social Protection and Labor	3.0	3.0	2.9	3.0
Policies and Institutions for Environmental Sustainability	4.0	3.4	3.1	3.2
Public Sector Management and Institutions	3.5	3.1	2.8	3.0
Property Rights and Rule-Based Governance	3.5	2.9	2.6	2.9
Quality of Budgetary and Financial Management	4.0	3.2	2.8	3.0
Efficiency of Revenue Mobilization	3.5	3.3	3.3	3.3
Quality of Public Administration	3.0	2.9	2.7	2.8
Transparency, Accountability, and Corruption in the Public Sector	3.5	2.9	2.5	2.9
Overall CPIA Score	3.6	3.2	3.0	3.2

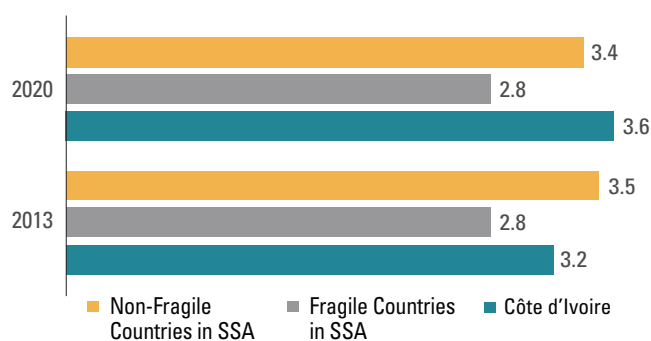
Trend

OVERALL CPIA SCORES



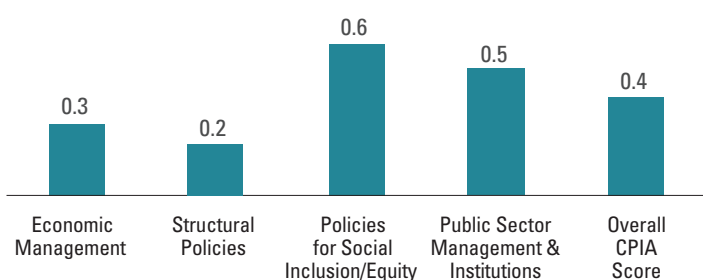
Comparison

COMPARING OVERALL CPIA SCORES



Progress

CHANGE IN CPIA SCORES FROM 2013 TO 2020



Definitions:

- CPIA: Country Policy and Institutional Assessment
- IDA: International Development Association, the arm of the World Bank Group that provides credits to the poorest countries
- SSA: Sub-Saharan Africa
- The data are from the Macro Poverty Outlook Database, World Bank, October 2021.
- The Human Capital Index is from the Human Capital Project, World Bank, 2021

Average scores for comparisons refer to country groupings as follows:

- IDA Borrowing Countries:** 73 countries eligible for IDA credits and with CPIA scores in 2020
- SSA IDA Countries:** 39 SSA IDA countries that had CPIA scores in 2020
- Fragile Countries in SSA:** 20 countries with CPIA scores included in the World Bank's Fragile and Conflict-affected Situations List for fiscal year 2021
- Non-Fragile Countries in SSA:** 19 IDA-eligible countries (excluding fragile countries)
- Fragile Countries outside SSA:** 13 countries with CPIA scores included in the World Bank's Fragile and Conflict-affected Situations List for fiscal year 2021
- Non-Fragile Countries outside SSA:** 21 IDA-eligible countries (excluding fragile countries)